

BOSCH WATERSTOP 30870054  
BOSCH WATERSTOP 30870089  
BOSCH WATERSTOP 30870090  
BOSCH WATERSTOP 30870098  
BOSCH WATERSTOP 30870130



## WATERSTOP ALTERNATIVE VERSION 30870098K

- WITH STANDARD PROTECTION BOX
- WITHOUT FIXING PLATE



[www.bitron.net](http://www.bitron.net)




## OFFICIAL PROTECTION BOX

Waterstop official versions, Bitron codes 30870054 – 30870089 – 30870090 – 30870098 – 30870130, are equipped with BOSCH protection box

## STANDARD PROTECTION BOX


Alternative version of BOSCH waterstop (Bitron code 30870098K) is equipped with standard protection box






### **BOSCH WATERSTOP OFFICIAL VERSION**

Machine coupling side is equipped with a solenoid valve and fixing plate.



### **BOSCH WATERSTOP ALTERNATIVE VERSION**

Machine coupling side is equipped with electric cable and solenoid valve





## PHASE 1 - MACHINE FIXING PLATE

To be reused for waterstop replacement.  
Fixing plate consists of two plastic housings:  
use their hooking lugs to couple them.

## PHASE 2 - ASSEMBLING

Coupling the fixing plate  
with the solenoid valve.




See pictures A and B.





### PHASE 3 - CONNECTOR

After hooking the machine fixing plate on the solenoid valve (Phase 2), place electric cable connector into specific slot present on the fixing plate (pictures A and B)



### PHASE 4 – READY TO USE

Waterstop is ready to be installed on the machine

[www.bitron.net](http://www.bitron.net) 