

SAFETY NOTES

1. This part should **ONLY** be fitted by suitably qualified persons having technical competence, applicable product knowledge and suitable tools and test equipment.
2. Servicing of electrical appliances must be undertaken with the appliance disconnected (unplugged) from the electrical supply.
3. Servicing must be preceded by Earth continuity and Insulation Resistance checks.
4. Personal safety precautions must be taken to protect against accidents caused by sharp edges on metal and plastic parts.
5. After servicing, the appliance must be rechecked for Electrical Safety.

HEATER CUT-OUTS

Heater cut-outs are **safety devices** which ensure correct operating temperatures of the appliance.

If either the 'One-Shot' cut-out or the 'Auto-Reset' cut-out fail, **both must be replaced**.

The cut-outs are only available in kits. Illustrations are provided overleaf to help you select the correct part numbers. Terminal configurations, temperatures of the cut-outs contained in the kits and the appliance 'type' are also shown. Reference should also be made to the relevant Service Manual to cross check the part number.

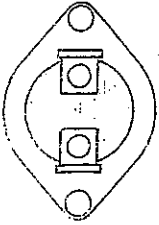
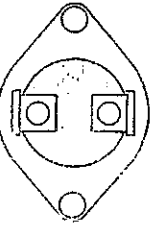
NOTE: -

Care should be taken to identify the correct wiring and position of each type of failed cut-out or the appliance before effecting any repair as it is **essential** for appliance safety.

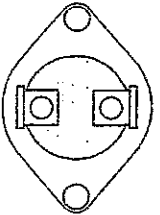
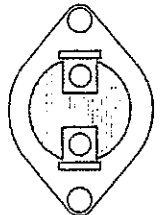
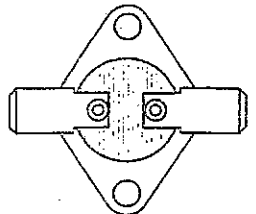
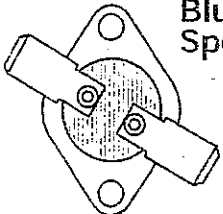
Because of the temperature variation of these components, it is **crucial** that the correct kit is used. Failure to do so will constitute a **safety hazard**.

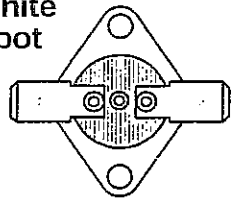
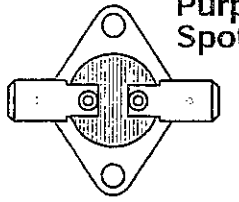
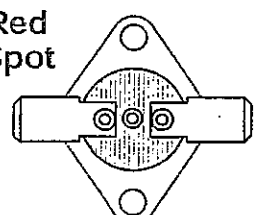
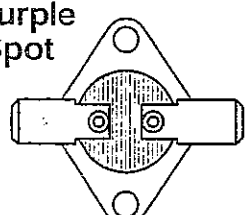
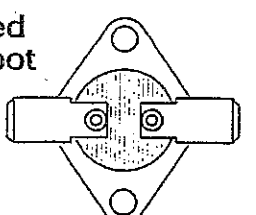
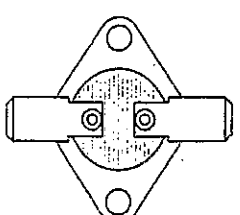
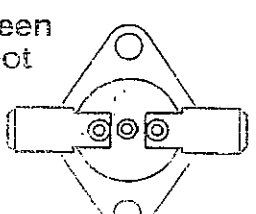
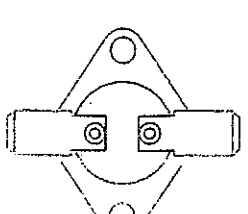
IDENTIFYING CUT-OUT KITS

Cut-Outs illustrated as viewed from rear of machine

KIT PART NUMBER	CONTENTS		WHERE USED
	ONE SHOT	AUTO RESET	
1741124 (or 1741124)	 109°C	 35°C	3 Kg Vented tumble dryers from mid 1991. Note: 5 Kg Models listed on following page. >>>>

Identification of Cut-Outs - illustrated as viewed from rear of machine

KIT PART NUMBER	AUTO RESET	ONE SHOT	WHERE USED
C000200133 (or 1741124)	 85°C	 109°C	5 Kg Vented tumble dryers from mid 1991 to mid 1998 with square heater cover. Note: 3 Kg Vented dryers shown on <u>previous</u> page
C000095674 (or 1701896)	 106°C	 150°C Blue Spot	5 Kg Vented tumble dryers from mid 1998 with rounded heater cover.

KIT PART NUMBER	ONE SHOT	AUTO RESET	WHERE USED
C000206769 (or 1702041)	 109°C White Spot	 85°C Purple Spot	5 Kg and 6 Kg FMD (full metal door) Vented tumble dryers produced Before Date Code 32 (August 1996)
C000086339 (or 1701774)	 120°C Red Spot	 85°C Purple Spot	5 Kg and 6 Kg FMD (full metal door) Vented tumble dryers produced After Date Code 31 (August 1996)
C000007282 (or 1701557)	 120°C Red Spot	 113°C	6 Kg Condenser tumble dryers up to Date Code 64 (April 1999).
(or 1701583)	 109°C Green Spot	 106°C	6 Kg Condenser tumble dryers from Date Code 65 (May 1999).